

September 2023



Dear Parent/Carer

## Pearson Revise Resources – Year 11

We are very fortunate to be a part of the Oasis Community Learning Multi-Academy Trust – being part of such a large network of schools means that we have access to an excellent range of resources. I am delighted to share that we are widening our offer beyond the Oasis Curriculum our skilled team of staff deliver in school to also include access to resources that will support revisiting and revising knowledge.

We have secured every student access to the full suite of Pearson Revision Guides for all EBacc subjects. These include:

- AQA English Language
- AQA English Literature
- AQA Mathematics (Foundation **and** Higher Tier)
- AQA Combined Science **or** AQA Biology / Chemistry / Physics (Foundation **and** Higher Tier)
- AQA Geography
- AQA Spanish
- Pearson Edexcel History
- Pearson Edexcel Computer Science
- BTEC Tech Award Sport
- BTEC Tech Award Performing Arts
- BTEC Tech Award Health and Social Care

Access to this incredible suite of resources is provided **free of charge**; as an Academy we are fully funding access to these exceptional resources so that our students have the best opportunities in preparing for their GCSE examinations this summer.

To access the suite of revision guides through the Pearson Revise platform, your child will need to use the guide on the next page to set up an account and select the relevant revision guides. Please note that your child must follow the instructions over the page very carefully and must use their Oasis Microsoft Account details to register for the platform as this will provide them with **free** access.

If your child experiences any difficulties in accessing the platform or logging on, please contact your child's tutor in the first instance.

We hope that in providing access to these incredible resources following your child's Mock Examinations, it will offer them the best opportunities in addressing any remaining gaps in knowledge, skills or understanding in advance of their final GCSE examinations in May / June 2023.

Yours faithfully

**Mr S Knight**  
Vice Principal

Executive Principal - Mr Benjamin Bond  
Head of School - Dr Karen Riding

Oasis Academy Lord's Hill  
Romsey Road, Southampton, SO16 8FA

Tel: 023 8039 3660 Email: [info@oasislordshill.org](mailto:info@oasislordshill.org)  
[www.oasisacademylordshill.org](http://www.oasisacademylordshill.org)



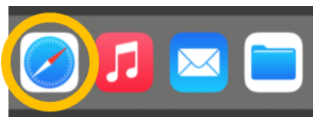
Oasis Academy Lord's Hill is sponsored by Oasis Community Learning  
[www.oasiscommunitylearning.org](http://www.oasiscommunitylearning.org) - part of Oasis UK.

Oasis Community Learning is a Company Limited by Guarantee registered in England & Wales (No. 5398529) and an Exempt Charity Registered Office: 75 Westminster Bridge Road, London SE1 7HS

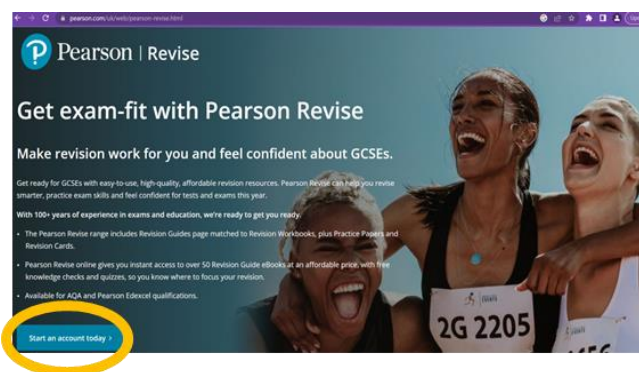


## ACCESSING PEARSON REVISE RESOURCES

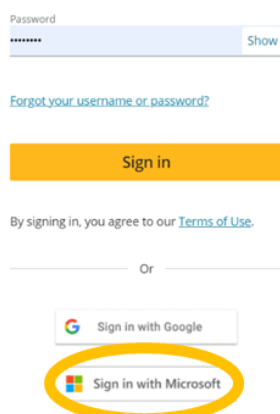
**Step 1** Using your Oasis Horizons iPad, open Safari and navigate to the Pearson Revise portal:  
<https://www.pearson.com/uk/web/pearson-revise.html>.



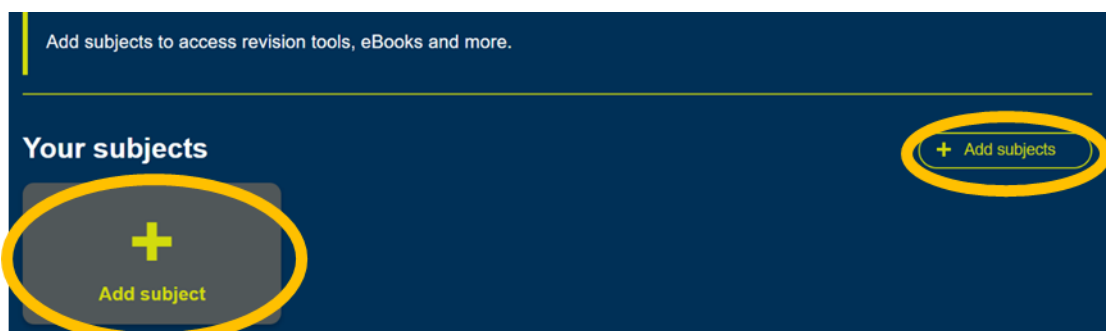
**Step 2** On the bottom left of the landing page, select 'Start an account today'.



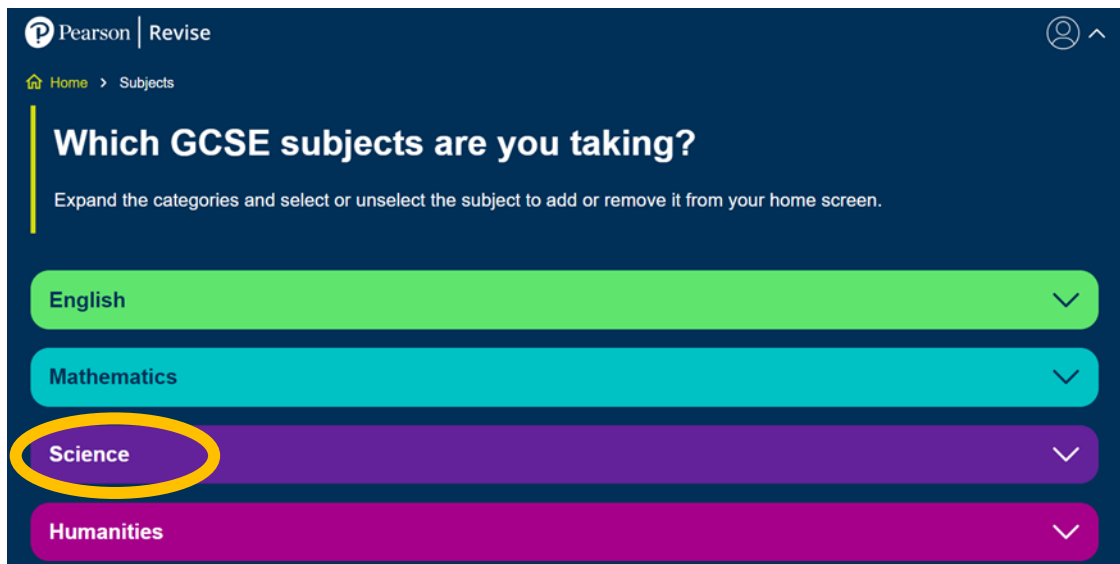
**Step 3** Scroll to the bottom of the 'Sign In' window and choose 'Sign in with Microsoft'. Login using your Oasis Microsoft Account login details. When prompted, enter United Kingdom as the country of residence.



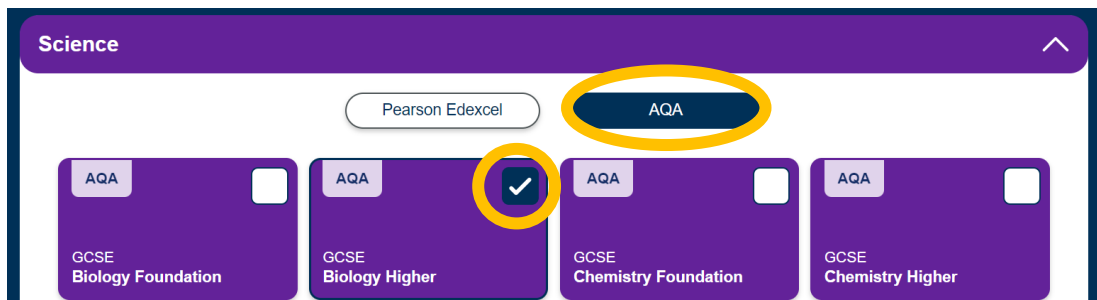
**Step 4** Once you have agreed to the Terms and Conditions, you will be asked which subscription you have – note that it has been provided **by your School**. You will then reach your Revise Library. Your library will have your name at the top and will appear empty on your first sign in. Click either of the 'Add subjects' buttons.



**Step 5** Select one of the subjects from the suite of subjects by clicking on the subject bar.

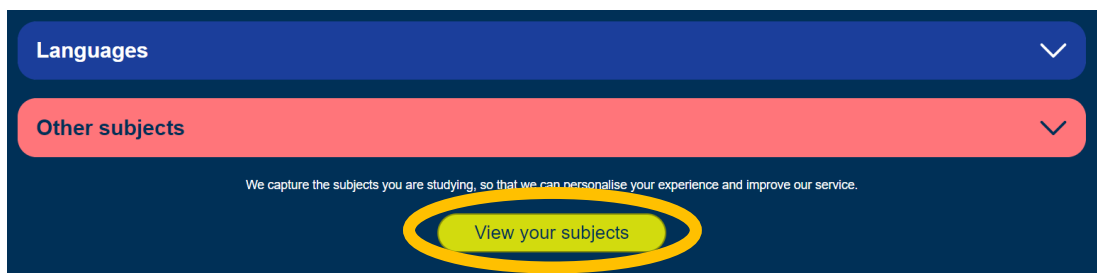


**Step 6** Select the relevant Exam Board and then click the tile for the relevant subject. For example, choosing 'Science' → 'AQA' → 'Biology Higher'



**Step 7** Repeat Steps 5 and 6 for all subjects listed within this letter.

**Step 8** Scroll to the bottom of the page and click the 'View your subjects' button.



**Step 9** Click on any one of the tiles / buttons within your library to launch the Pearson Revise revision guide for that subject.

Note that when you log out, your selected Pearson Revise resources will have been saved in your library and you will not need to repeat the process above unless you need to select any further subjects or adjust your selections.